

**FORM NO. MGT-7**

[Pursuant to sub-Section(1) of section 92 of the Companies Act, 2013 and sub-rule (1) of rule 11of the Companies (Management and Administration) Rules, 2014]



# Annual Return

(other than OPCs and Small Companies)

Form language ☒ English ☐ Hindi

Refer the instruction kit for filing the form.

## I. REGISTRATION AND OTHER DETAILS

(i) \* Corporate Identification Number (CIN) of the company

L65910MH1996PLC280969

Pre-fill

Global Location Number (GLN) of the company

\* Permanent Account Number (PAN) of the company

(ii) (a) Name of the company

NETWORK18 MEDIA & INVEST

(b) Registered office address

First Floor, Empire Complex, 414- Senapati Bapat Marg, Lower Parel NA  
Mumbai  
Mumbai City  
Maharashtra  
400012

(c) \*e-mail ID of the company

shweta.gupta@nw18.com

(d) \*Telephone number with STD code

02240019000

(e) Website

www.nw18.com

(iii) Date of Incorporation

16/02/1996

| (iv) | Type of the Company | Category of the Company   | Sub-category of the Company   |
|------|---------------------|---------------------------|-------------------------------|
|      | Public Company      | Company limited by shares | Indian Non-Government company |

(v) Whether company is having share capital

☒ Yes

☐ No

(vi) \*Whether shares listed on recognized Stock Exchange(s)

☒ Yes

☐ No

(a) Details of stock exchanges where shares are listed

| S. No. | Stock Exchange Name                      | Code  |
|--------|--|-------|
| 1      | BSE Limited                              | 1     |
| 2      | National Stock Exchange of India Limited | 1,024 |

(b) CIN of the Registrar and Transfer Agent

L72400MH2017PLC444072

Pre-fill

Name of the Registrar and Transfer Agent

KFIN TECHNOLOGIES LIMITED

Registered office address of the Registrar and Transfer Agents

301, The Centrium, 3rd Floor, 57, Lal Bahadur Shastri Road,  
Nav Pada, Kurla (West) Kurla

(vii) \*Financial year From date 01/04/2024 (DD/MM/YYYY) To date 31/03/2025 (DD/MM/YYYY)

(viii) \*Whether Annual general meeting (AGM) held ☐ Yes ☒ No

(a) If yes, date of AGM

(b) Due date of AGM

30/09/2025

(c) Whether any extension for AGM granted

☐ Yes ☒ No

(f) Specify the reasons for not holding the same

## II. PRINCIPAL BUSINESS ACTIVITIES OF THE COMPANY

\*Number of business activities 2

| S.No | Main Activity group code | Description of Main Activity group | Business Activity Code | Description of Business Activity                              | % of turnover of the company |
|------|--------------------------|------------------------------------|------------------------|---|------------------------------|
| 1    | J                        | Information and communication      | J8                     | Other information & communication service activities          | 99.9                         |
| 2    | J                        | Information and communication      | J1                     | Publishing of Newspapers, Books, periodicals, etc. activities | 0.1                          |

## III. PARTICULARS OF HOLDING, SUBSIDIARY AND ASSOCIATE COMPANIES (INCLUDING JOINT VENTURES)

\*No. of Companies for which information is to be given 12

Pre-fill All

| S.No | Name of the company                        | CIN / FCRN            | Holding/ Subsidiary/Associate/<br>Joint Venture | % of shares held |
|------|--|-----------------------|---|------------------|
| 1    | AETN18 MEDIA PRIVATE LIMITED<br>+          | U74300MH2010PTC274878 | Subsidiary                                      | 51               |
| 2    | COLOSCEUM MEDIA PRIVATE LIMITED<br>+       | U74120MH2007PTC273464 | Subsidiary                                      | 100              |
| 3    | GREYCELLS18 MEDIA LIMITED                  | U65923MH2006PLC274887 | Subsidiary                                      | 89.69            |
| 4    | IBN LOKMAT NEWS PRIVATE LIMITED<br>+       | U65923MH2007PTC281111 | Subsidiary                                      | 50               |
| 5    | INFOMEDIA PRESS LIMITED                    | L22219MH1955PLC281164 | Subsidiary                                      | 50.69            |
| 6    | MONEYCONTROL.DOT COM INDIA<br>+            | U67120MH1999PLC120771 | Subsidiary                                      | 100              |
| 7    | MEDIA18 DISTRIBUTION SERVICES PRIVATE<br>+ | U74999MH2020PLC336917 | Subsidiary                                      | 100              |
| 8    | WEB18 DIGITAL SERVICES LIMITED<br>+        | U74999MH2020PLC336907 | Subsidiary                                      | 100              |
| 9    | BIG TREE ENTERTAINMENT PRIVATE<br>+        | U99999MH1999PTC120990 | Associate                                       | 39.29            |
| 10   | UBONA TECHNOLOGIES PRIVATE<br>+            | U72200KA2007PTC043665 | Joint Venture                                   | 50               |
| 11   | EENADU TELEVISION PRIVATE<br>+             | U92111TG1991PTC012643 | Associate                                       | 24.5             |
| 12   | NW18 HSN HOLDINGS PLC                      |                       | Associate                                       | 40.69            |

#### IV. SHARE CAPITAL, DEBENTURES AND OTHER SECURITIES OF THE COMPANY

##### (i) \*SHARE CAPITAL

###### (a) Equity share capital

| Particulars                               | Authorised capital | Issued capital | Subscribed capital | Paid up capital |
|---|--------------------|----------------|--------------------|-----------------|
| Total number of equity shares             | 7,000,000,000      | 1,542,000,018  | 1,542,000,018      | 1,542,000,018   |
| Total amount of equity shares (in Rupees) | 35,000,000,000     | 7,710,000,090  | 7,710,000,090      | 7,710,000,090   |

Number of classes

1

| Class of Shares                           | Authorised capital | Issued capital | Subscribed capital | Paid up capital |
|---|--------------------|----------------|--------------------|-----------------|
| Equity Shares                             |                    |                |                    |                 |
| Number of equity shares                   | 7,000,000,000      | 1,542,000,018  | 1,542,000,018      | 1,542,000,018   |
| Nominal value per share (in rupees)       | 5                  | 5              | 5                  | 5               |
| Total amount of equity shares (in rupees) | 35,000,000,000     | 7,710,000,090  | 7,710,000,090      | 7,710,000,090   |

###### (b) Preference share capital

| Particulars                                   | Authorised capital | Issued capital | Subscribed capital | Paid-up capital |
|---|--------------------|----------------|--------------------|-----------------|
| Total number of preference shares             | 673,520,000        | 0              | 0                  | 0               |
| Total amount of preference shares (in rupees) | 6,735,200,000      | 0              | 0                  | 0               |

Number of classes

1

| Class of shares                               | Authorised capital | Issued capital | Subscribed capital | Paid up capital |
|---|--------------------|----------------|--------------------|-----------------|
| Preference Shares of Rs.10/- each             |                    |                |                    |                 |
| Number of preference shares                   | 673,520,000        | 0              | 0                  | 0               |
| Nominal value per share (in rupees)           | 10                 | 10             | 10                 | 10              |
| Total amount of preference shares (in rupees) | 6,735,200,000      | 0              | 0                  | 0               |

#### (c) Unclassified share capital

| Particulars                         | Authorised Capital |
|-------------------------------------|--------------------|
| Total amount of unclassified shares | 0                  |

#### (d) Break-up of paid-up share capital

| Class of shares                               | Number of shares |               |               | Total nominal amount | Total Paid-up amount | Total premium |
|---|------------------|---------------|---------------|----------------------|----------------------|---------------|
| <b>Equity shares</b>                          | Physical         | DEMAT         | Total         |                      |                      |               |
| <b>At the beginning of the year</b>           | 106,382          | 1,046,842,110 | 1,046,948,519 | 5,234,742,519        | 5,234,742,519        |               |
| <b>Increase during the year</b>               | 0                | 495,053,689   | 495,053,689   | 2,475,268,400        | 2,475,268,400        | 0             |
| i. Public Issues                              | 0                | 0             | 0             | 0                    | 0                    | 0             |
| ii. Rights issue                              | 0                | 0             | 0             | 0                    | 0                    | 0             |
| iii. Bonus issue                              | 0                | 0             | 0             | 0                    | 0                    | 0             |
| iv. Private Placement/ Preferential allotment | 0                | 0             | 0             | 0                    | 0                    | 0             |
| v. ESOPs                                      | 0                | 0             | 0             | 0                    | 0                    | 0             |
| vi. Sweat equity shares allotted              | 0                | 0             | 0             | 0                    | 0                    | 0             |
| vii. Conversion of Preference share           | 0                | 0             | 0             | 0                    | 0                    | 0             |
| viii. Conversion of Debentures                | 0                | 0             | 0             | 0                    | 0                    | 0             |
| ix. GDRs/ADRs                                 | 0                | 0             | 0             | 0                    | 0                    | 0             |

|  |         |             |             |             |             |   |
|--|---------|-------------|-------------|-------------|-------------|---|
| x. Others, specify                               |         | 495,053,689 | 495,053,689 | 2,475,268,4 | 2,475,268,4 |   |
| Allotment pursuant to Scheme of Arrangement (49) |         |             |             |             |             |   |
| <b>Decrease during the year</b>                  | 2,190   | 0           | 2190        | 10,950      | 10,950      | 0 |
| i. Buy-back of shares                            | 0       | 0           | 0           | 0           | 0           |   |
| ii. Shares forfeited                             | 0       | 0           | 0           | 0           | 0           | 0 |
| iii. Reduction of share capital                  | 0       | 0           | 0           | 0           | 0           | 0 |
| iv. Others, specify                              | 2,190   |             | 2190        | 10,950      | 10,950      |   |
| Dematerialisation of Shares                      |         |             |             |             |             |   |
| <b>At the end of the year</b>                    | 104,192 | 1,541,895,8 | 1542000018  | 7,710,000,0 | 7,710,000,0 |   |
|  |         |             |             |             |             |   |
| <b>Preference shares</b>                         |         |             |             |             |             |   |
| <b>At the beginning of the year</b>              | 0       | 0           | 0           | 0           | 0           |   |
| <b>Increase during the year</b>                  | 0       | 0           | 0           | 0           | 0           | 0 |
| i. Issues of shares                              | 0       | 0           | 0           | 0           | 0           | 0 |
| ii. Re-issue of forfeited shares                 | 0       | 0           | 0           | 0           | 0           | 0 |
| iii. Others, specify                             |         |             |             |             |             |   |
|  |         |             |             |             |             |   |
| <b>Decrease during the year</b>                  | 0       | 0           | 0           | 0           | 0           | 0 |
| i. Redemption of shares                          | 0       | 0           | 0           | 0           | 0           | 0 |
| ii. Shares forfeited                             | 0       | 0           | 0           | 0           | 0           | 0 |
| iii. Reduction of share capital                  | 0       | 0           | 0           | 0           | 0           | 0 |
| iv. Others, specify                              |         |             |             | 0           | 0           |   |
|  |         |             |             |             |             |   |
| <b>At the end of the year</b>                    | 0       | 0           | 0           | 0           | 0           |   |

ISIN of the equity shares of the company

INE870H01013

(ii) Details of stock split/consolidation during the year (for each class of shares)

0

| Class of shares              |                      | (i) | (ii) | (iii) |
|------------------------------|----------------------|-----|------|-------|
| Before split / Consolidation | Number of shares     |     |      |       |
|                              | Face value per share |     |      |       |
| After split / Consolidation  | Number of shares     |     |      |       |
|                              | Face value per share |     |      |       |

**(iii) Details of shares/Debentures Transfers since closure date of last financial year (or in the case of the first return at any time since the incorporation of the company) \***

☒ Nil

[Details being provided in a CD/Digital Media]

☐ Yes ☐ No ☐ Not Applicable

Separate sheet attached for details of transfers

☐ Yes ☐ No

Note: In case list of transfer exceeds 10, option for submission as a separate sheet attachment or submission in a CD/Digital Media may be shown.

|  |         |   |            |
|--|---------|---|------------|
| Date of the previous annual general meeting        |         |   |            |
| Date of registration of transfer (Date Month Year) |         |   |            |
| Type of transfer                                   |         | 1 - Equity, 2- Preference Shares, 3 - Debentures, 4 - Stock |            |
| Number of Shares/ Debentures/ Units Transferred    |         | Amount per Share/ Debenture/Unit (in Rs.)                   |            |
| Ledger Folio of Transferor                         |         |   |            |
| Transferor's Name                                  |         |   |            |
|  | Surname | middle name   | first name |
| Ledger Folio of Transferee                         |         |   |            |

|                   |                      |                      |                      |
|-------------------|----------------------|----------------------|----------------------|
| Transferee's Name | <input type="text"/> | <input type="text"/> | <input type="text"/> |
|                   | Surname              | middle name          | first name           |

|  |                      |
|--|----------------------|
| Date of registration of transfer (Date Month Year) | <input type="text"/> |
|--|----------------------|

|                  |                      |  |
|------------------|----------------------|--|
| Type of transfer | <input type="text"/> | 1 - Equity, 2- Preference Shares,3 - Debentures, 4 - Stock |
|------------------|----------------------|--|

|   |                      |   |                      |
|---|----------------------|---|----------------------|
| Number of Shares/ Debentures/ Units Transferred | <input type="text"/> | Amount per Share/ Debenture/Unit (in Rs.) | <input type="text"/> |
|---|----------------------|---|----------------------|

|                            |                      |
|----------------------------|----------------------|
| Ledger Folio of Transferor | <input type="text"/> |
|----------------------------|----------------------|

|                   |                      |                      |                      |
|-------------------|----------------------|----------------------|----------------------|
| Transferor's Name | <input type="text"/> | <input type="text"/> | <input type="text"/> |
|                   | Surname              | middle name          | first name           |

|                            |                      |
|----------------------------|----------------------|
| Ledger Folio of Transferee | <input type="text"/> |
|----------------------------|----------------------|

|                   |                      |                      |                      |
|-------------------|----------------------|----------------------|----------------------|
| Transferee's Name | <input type="text"/> | <input type="text"/> | <input type="text"/> |
|                   | Surname              | middle name          | first name           |

**(iv) \*Debentures (Outstanding as at the end of financial year)**

| Particulars                   | Number of units | Nominal value per unit | Total value |
|-------------------------------|-----------------|------------------------|-------------|
| Non-convertible debentures    | 0               |                        | 0           |
| Partly convertible debentures | 0               |                        | 0           |
| Fully convertible debentures  | 0               |                        | 0           |
| <b>Total</b>                  |                 |                        | 0           |

**Details of debentures**

| Class of debentures           | Outstanding as at the beginning of the year | Increase during the year | Decrease during the year | Outstanding as at the end of the year |
|-------------------------------|---|--------------------------|--------------------------|---------------------------------------|
| Non-convertible debentures    | 0   | 0                        | 0                        | 0                                     |
| Partly convertible debentures | 0   | 0                        | 0                        | 0                                     |
| Fully convertible debentures  | 0   | 0                        | 0                        | 0                                     |

**(v) Securities (other than shares and debentures)**

0

| Type of Securities | Number of Securities | Nominal Value of each Unit | Total Nominal Value | Paid up Value of each Unit | Total Paid up Value |
|--------------------|----------------------|----------------------------|---------------------|----------------------------|---------------------|
|                    |                      |                            |                     |                            |                     |
|                    |                      |                            |                     |                            |                     |
| Total              |                      |                            |                     |                            |                     |

**V. \*Turnover and net worth of the company (as defined in the Companies Act, 2013)**

**(i) Turnover**

22,068,729,379

**(ii) Net worth of the Company**

51,244,854,174

**VI. (a) \*SHARE HOLDING PATTERN - Promoters**

| S. No. | Category                                | Equity           |            | Preference       |            |
|--------|---|------------------|------------|------------------|------------|
|        |   | Number of shares | Percentage | Number of shares | Percentage |
| 1.     | Individual/Hindu Undivided Family       |                  |            |                  |            |
|        | (i) Indian                              | 0                | 0          | 0                |            |
|        | (ii) Non-resident Indian (NRI)          | 0                | 0          | 0                |            |
|        | (iii) Foreign national (other than NRI) | 0                | 0          | 0                |            |
| 2.     | Government                              |                  |            |                  |            |
|        | (i) Central Government                  | 0                | 0          | 0                |            |
|        | (ii) State Government                   | 0                | 0          | 0                |            |
|        | (iii) Government companies              | 0                | 0          | 0                |            |
| 3.     | Insurance companies                     | 0                | 0          | 0                |            |
| 4.     | Banks                                   | 0                | 0          | 0                |            |
| 5.     | Financial institutions                  | 0                | 0          | 0                |            |



|     |   |             |       |   |   |
|-----|---|-------------|-------|---|---|
| 6.  | Foreign institutional investors               | 0           | 0     | 0 |   |
| 7.  | Mutual funds                                  | 0           | 0     | 0 |   |
| 8.  | Venture capital                               | 0           | 0     | 0 |   |
| 9.  | Body corporate<br>(not mentioned above)       | 854,466,822 | 55.41 | 0 |   |
| 10. | Others Independent Media Trust (held In<br>+) | 22,791,937  | 1.48  | 0 |   |
|     | <b>Total</b>                                  | 877,258,759 | 56.89 | 0 | 0 |

**Total number of shareholders (promoters)**

11

**(b) \*SHARE HOLDING PATTERN - Public/Other than promoters**

| S. No. | Category                                | Equity           |            | Preference       |            |
|--------|---|------------------|------------|------------------|------------|
|        |   | Number of shares | Percentage | Number of shares | Percentage |
| 1.     | Individual/Hindu Undivided Family       |                  |            |                  |            |
|        | (i) Indian                              | 384,195,797      | 24.92      | 0                |            |
|        | (ii) Non-resident Indian (NRI)          | 16,405,038       | 1.06       | 0                |            |
|        | (iii) Foreign national (other than NRI) | 0                | 0          | 0                |            |
| 2.     | Government                              |                  |            |                  |            |
|        | (i) Central Government                  | 0                | 0          | 0                |            |
|        | (ii) State Government                   | 0                | 0          | 0                |            |
|        | (iii) Government companies              | 1,895            | 0          | 0                |            |
| 3.     | Insurance companies                     | 131,828          | 0.01       | 0                |            |
| 4.     | Banks                                   | 3,163            | 0          | 0                |            |
| 5.     | Financial institutions                  | 0                | 0          | 0                |            |
| 6.     | Foreign institutional investors         | 107,650,884      | 6.98       | 0                |            |
| 7.     | Mutual funds                            | 2,714,881        | 0.18       | 0                |            |
| 8.     | Venture capital                         | 0                | 0          | 0                |            |
| 9.     | Body corporate<br>(not mentioned above) | 140,424,882      | 9.11       | 0                |            |
| 10.    | Others OCB, Clearing Member, Unc<br>+   | 13,212,891       | 0.86       | 0                |            |

|  |              |             |       |   |   |
|--|--------------|-------------|-------|---|---|
|  | <b>Total</b> | 664,741,259 | 43.12 | 0 | 0 |
|--|--------------|-------------|-------|---|---|

**Total number of shareholders (other than promoters)**

574,540

**Total number of shareholders (Promoters+Public/  
Other than promoters)**

574,551

**(c) \*Details of Foreign institutional investors' (FIIs) holding shares of the company**

79

| Name of the FII           | Address                               | Date of Incorporation | Country of Incorporation | Number of shares held | % of shares held |
|---------------------------|---------------------------------------|-----------------------|--------------------------|-----------------------|------------------|
| GOVERNMENT PENSIC<br>+    | CITIBANK N.A. CUSTODY SERVICES<br>+   |                       |                          | 57,021,326            | 3.7              |
| VANGUARD TOTAL IN<br>+    | JP Morgan Chase Bank , Goregaon<br>+  |                       |                          | 9,381,511             | 0.61             |
| VANGUARD EMERGIN<br>+     | JP Morgan Chase Bank Goregaon I<br>+  |                       |                          | 8,333,299             | 0.54             |
| VANGUARD FIDUCIAR<br>+    | JP Morgan Chase Bank Goregaon I<br>+  |                       |                          | 4,772,763             | 0.31             |
| ISHARES CORE MSCI E<br>+  | CITIBANK N.A. CUSTODY SERVICES<br>+   |                       |                          | 4,226,557             | 0.27             |
| ABU DHABI INVESTME<br>+   | JP Morgan Chase Bank N.A, Goreg.<br>+ |                       |                          | 2,542,600             | 0.16             |
| EMERGING MARKETS S<br>+   | JP MorganvChase Bank N.A Goreg<br>+   |                       |                          | 2,268,972             | 0.15             |
| VANGUARD FTSE ALL-<br>+   | STANDARD CHARTERED BANK, MI<br>+      |                       |                          | 2,250,717             | 0.15             |
| STATE STREET GLOBAL<br>+  | HSBC SECURITIES SERVICES, GORE<br>+   |                       |                          | 1,344,433             | 0.09             |
| THRIFT SAVINGS PLAN<br>+  | JP Morgan Chase Bank N.A, Goreg.<br>+ |                       |                          | 1,320,241             | 0.09             |
| ISHARES MSCI INDIA S<br>+ | CITIBANK N.A. CUSTODY SERVICES<br>+   |                       |                          | 1,229,876             | 0.08             |
| QUADRATURE CAPITAL<br>+   | JP Morgan Chase Bank N.A, Goreg.<br>+ |                       |                          | 1,180,170             | 0.08             |
| EMERGING MARKETS S<br>+   | JP Morgan Chase Bank N.A,Gorega<br>+  |                       |                          | 1,029,274             | 0.07             |
| SOMERVILLE TRADING<br>+   | JPMorgan Chase Bank, N.A., Goreg<br>+ |                       |                          | 996,426               | 0.06             |
| MORGAN STANLEY AS<br>+    | CITIBANK N.A. CUSTODY SERVICES<br>+   |                       |                          | 992,992               | 0.06             |
| ISHARES CORE MSCI E<br>+  | DEUTSCHE BANK AG, DB HOUSE M<br>+     |                       |                          | 942,906               | 0.06             |
| SPDR PORTFOLIO EME<br>+   | HSBC SECURITIES SERVICES MUMB<br>+    |                       |                          | 692,922               | 0.04             |
| VANGUARD FIDUCIAR<br>+    | JP Morgan Chase Bank N.A, Goreg.<br>+ |                       |                          | 664,152               | 0.04             |
| VANGUARD TOTAL W<br>+     | DEUTSCHE BANK AG DB HOUSE M<br>+      |                       |                          | 605,316               | 0.04             |
| COLLEGE RETIREMENT<br>+   | DEUTSCHE BANK AG DB HOUSE,M<br>+      |                       |                          | 577,190               | 0.04             |

| Name of the FII     | Address                        | Date of Incorporation | Country of Incorporation | Number of shares held | % of shares held |
|---------------------|--------------------------------|-----------------------|--------------------------|-----------------------|------------------|
| NORTHERN TRUST CO   | CITIBANK N.A. CUSTODY SERVICES |                       |                          | 415,163               | 0.03             |
| THE REGENTS OF THE  | DEUTSCHE BANK AG, DB HOUSE, N  |                       |                          | 377,926               | 0.02             |
| SPDR S&P EMERGING   | HSBC SECURITIES SERVICES, MUMI |                       |                          | 323,747               | 0.02             |
| CALIFORNIA STATE TE | HSBC SECURITIES SERVICES, MUMI |                       |                          | 256,370               | 0.02             |
| AMERICAN CENTURY I  | DEUTSCHE BANK AG, DB HOUSE, N  |                       |                          | 245,329               | 0.02             |

**VII. \*NUMBER OF PROMOTERS, MEMBERS, DEBENTURE HOLDERS**  
**(Details, Promoters, Members (other than promoters), Debenture holders)**

| Details                           | At the beginning of the year | At the end of the year |
|-----------------------------------|------------------------------|------------------------|
| Promoters                         | 11                           | 11                     |
| Members<br>(other than promoters) | 145,294                      | 574,540                |
| Debenture holders                 | 0                            | 0                      |

**VIII. DETAILS OF DIRECTORS AND KEY MANAGERIAL PERSONNEL**

**(A) \*Composition of Board of Directors**

| Category                                 | Number of directors at the beginning of the year |               | Number of directors at the end of the year |               | Percentage of shares held by directors as at the end of year |               |
|--|--|---------------|--|---------------|--|---------------|
|  | Executive  | Non-executive | Executive                                  | Non-executive | Executive  | Non-executive |
| <b>A. Promoter</b>                       | 0  | 0             | 0  | 0             | 0  | 0             |
| <b>B. Non-Promoter</b>                   | 1  | 5             | 1  | 5             | 0  | 0             |
| (i) Non-Independent                      | 1  | 2             | 1  | 3             | 0  | 0             |
| (ii) Independent                         | 0  | 3             | 0  | 2             | 0  | 0             |
| <b>C. Nominee Directors representing</b> | 0  | 0             | 0  | 0             | 0  | 0             |
| (i) Banks & FIs                          | 0  | 0             | 0  | 0             | 0  | 0             |
| (ii) Investing institutions              | 0  | 0             | 0  | 0             | 0  | 0             |
| (iii) Government                         | 0  | 0             | 0  | 0             | 0  | 0             |
| (iv) Small share holders                 | 0  | 0             | 0  | 0             | 0  | 0             |
| (v) Others                               | 0  | 0             | 0  | 0             | 0  | 0             |

|       |   |   |   |   |   |   |
|-------|---|---|---|---|---|---|
| Total | 1 | 5 | 1 | 5 | 0 | 0 |
|-------|---|---|---|---|---|---|

Number of Directors and Key managerial personnel (who is not director) as on the financial year end date

8

**(B) (i) \*Details of directors and Key managerial personnel as on the closure of financial year**

| Name               | DIN/PAN  | Designation       | Number of equity share(s) held | Date of cessation (after closure of financial year : If any) |
|--------------------|----------|-------------------|--------------------------------|--|
| Adil Zainulbhai    | 06646490 | Director          | 0                              |  |
| Shuva Mandal       | 07670535 | Director          | 0                              |  |
| Renuka Ramnath     | 00147182 | Director          | 0                              |  |
| P.M.S. Prasad      | 00012144 | Director          | 0                              |  |
| Jyoti Deshpande    | 02303283 | Director          | 0                              |  |
| Rahul Joshi        | 07389787 | Managing Director | 0                              |  |
| Ramesh Kumar Damar |          | CFO               | 0                              |  |
| Shweta Gupta       |          | Company Secretar  | 0                              |  |

**(ii) Particulars of change in director(s) and Key managerial personnel during the year**

8


| Name               | DIN/PAN  | Designation at the beginning / during the financial year | Date of appointment/ change in designation/ cessation | Nature of change (Appointment/ Change in designation/ Cessation) |
|--------------------|----------|--|---|--|
| Renuka Ramnath     | 00147182 | Director   | 04/07/2024  | Appointment  |
| Bhama Krishnamurti | 02196839 | Director   | 04/07/2024  | Cessation  |
| Adil Zainulbhai    | 06646490 | Director   | 06/07/2024  | Cessation  |
| Adil Zainulbhai    | 06646490 | Director   | 07/07/2024  | Appointment  |
| Shuva Mandal       | 07670535 | Director   | 26/11/2024  | Appointment  |
| Dhruv Subodh Kaji  | 00192559 | Director   | 26/11/2024  | Cessation  |
| Ratnesh Rukhariyar |          | Company Secretary  | 14/06/2024  | Cessation  |
| Shweta Gupta       |          | Company Secretary  | 12/10/2024  | Appointment  |

**IX. MEETINGS OF MEMBERS/CLASS OF MEMBERS/BOARD/COMMITTEES OF THE BOARD OF DIRECTORS**

**A. MEMBERS/CLASS /REQUISITIONED/NCLT/COURT CONVENED MEETINGS**

Number of meetings held

2

| Type of meeting  | Date of meeting | Total Number of Members entitled to attend meeting | Attendance                 |                         |
|--|-----------------|--|----------------------------|-------------------------|
|  |                 |  | Number of members attended | % of total shareholding |
| NCLT convened Meeting of  | 10/07/2024      | 156,773  | 137                        | 75.01                   |
| Annual General Meeting   | 19/12/2024      | 611,388  | 132                        | 56.91                   |

**B. BOARD MEETINGS**

\*Number of meetings held









6

| S. No. | Date of meeting | Total Number of directors associated as on the date of meeting | Attendance                   |                 |
|--------|-----------------|--|------------------------------|-----------------|
|        |                 |  | Number of directors attended | % of attendance |
| 1      | 18/04/2024      | 6  | 6                            | 100             |
| 2      | 04/07/2024      | 7  | 6                            | 85.71           |
| 3      | 16/07/2024      | 6  | 6                            | 100             |
| 4      | 12/10/2024      | 6  | 6                            | 100             |
| 5      | 26/11/2024      | 7  | 6                            | 85.71           |
| 6      | 14/01/2025      | 6  | 6                            | 100             |

**C. COMMITTEE MEETINGS**

Number of meetings held

14

| S. No. | Type of meeting   | Date of meeting | Total Number of Members as on the date of the meeting | Attendance                 |                 |
|--------|---|-----------------|---|----------------------------|-----------------|
|        |   |                 |   | Number of members attended | % of attendance |
| 1      | Audit committee  | 18/04/2024      | 4   | 4                          | 100             |
| 2      | Audit Committee  | 04/07/2024      | 4   | 3                          | 75              |
| 3      | Audit Committee  | 16/07/2024      | 3   | 3                          | 100             |
| 4      | Audit Committee  | 12/10/2024      | 3   | 3                          | 100             |
| 5      | Audit Committee  | 14/01/2025      | 3   | 3                          | 100             |
| 6      | Nomination and   | 18/04/2024      | 3   | 3                          | 100             |
| 7      | Nomination and   | 04/07/2024      | 3   | 3                          | 100             |
| 8      | Nomination and   | 12/10/2024      | 3   | 3                          | 100             |

| S. No. | Type of meeting | Date of meeting | Total Number of Members as on the date of the meeting | Attendance                 |                 |
|--------|-----------------|-----------------|---|----------------------------|-----------------|
|        |                 |                 |   | Number of members attended | % of attendance |
| 9      | Nomination an   | 26/11/2024      | 3   | 2                          | 66.67           |
| 10     | Statkeholders'  | 18/04/2024      | 3   | 3                          | 100             |

#### D. \*ATTENDANCE OF DIRECTORS

| S. No. | Name of the director | Board Meetings   |                             |                 | Committee Meetings                                       |                             |                 | Whether attended AGM held on |
|--------|----------------------|--|-----------------------------|-----------------|--|-----------------------------|-----------------|------------------------------|
|        |                      | Number of Meetings which director was entitled to attend | Number of Meetings attended | % of attendance | Number of Meetings which director was entitled to attend | Number of Meetings attended | % of attendance |                              |
|        |                      |  |                             |                 |  |                             |                 |                              |
|        |                      |  |                             |                 |  |                             |                 | (Y/N/NA)                     |
| 1      | Adil Zainulbha       | 6  | 6                           | 100             | 14   | 14                          | 100             |                              |
| 2      | Shuva Mandal         | 2  | 2                           | 100             | 2  | 2                           | 100             |                              |
| 3      | Renuka Ramn          | 5  | 4                           | 80              | 5  | 4                           | 80              |                              |
| 4      | P.M.S. Prasad        | 6  | 6                           | 100             | 6  | 6                           | 100             |                              |
| 5      | Jyoti Deshpand       | 6  | 6                           | 100             | 0  | 0                           | 0               |                              |
| 6      | Rahul Joshi          | 6  | 6                           | 100             | 4  | 4                           | 100             |                              |

#### X. \*REMUNERATION OF DIRECTORS AND KEY MANAGERIAL PERSONNEL

☐ Nil

Number of Managing Director, Whole-time Directors and/or Manager whose remuneration details to be entered

1

| S. No. | Name        | Designation     | Gross Salary | Commission | Stock Option/<br>Sweat equity | Others | Total Amount |
|--------|-------------|-----------------|--------------|------------|-------------------------------|--------|--------------|
| 1      | Rahul Joshi | Managing Direct |              |            |                               |        | 0            |
|        | Total       |                 | 0            | 0          |                               | 0      | 0            |

Number of CEO, CFO and Company secretary whose remuneration details to be entered

2

| S. No. | Name             | Designation   | Gross Salary | Commission | Stock Option/<br>Sweat equity | Others | Total Amount |
|--------|------------------|---------------|--------------|------------|-------------------------------|--------|--------------|
| 1      | Ramesh Kumar Dar | CFO           |              |            |                               |        | 0            |
| 2      | Shweta Gupta     | Company Secre |              |            |                               |        | 0            |
|        | Total            |               | 0            | 0          |                               |        | 0            |

Number of other directors whose remuneration details to be entered

7

| S. No. | Name               | Designation       | Gross Salary | Commission | Stock Option/<br>Sweat equity | Others    | Total<br>Amount |
|--------|--------------------|-------------------|--------------|------------|-------------------------------|-----------|-----------------|
| 1      | Adil Zainulbhai    | Non-Executive Dir | 0            | 0          | 0                             | 2,100,000 | 2,100,000       |
| 2      | Renuka Ramnath     | Independent Dir   | 0            | 0          | 0                             | 800,000   | 800,000         |
| 3      | P.M.S. Prasad      | Non-Executive Dir | 0            | 0          | 0                             | 1,200,000 | 1,200,000       |
| 4      | Jyoti Deshpande    | Non-Executive Dir | 0            | 0          | 0                             | 600,000   | 600,000         |
| 5      | Shuva Mandal       | Independent Dir   | 0            | 0          | 0                             | 400,000   | 400,000         |
| 6      | Dhruv Subodh Kaji  | Independent Dir   | 0            | 0          | 0                             | 1,700,000 | 1,700,000       |
| 7      | Bhama Krishanmurti | Independent Dir   | 0            | 0          | 0                             | 300,000   | 300,000         |
|        | Total              |                   | 0            | 0          | 0                             | 7,100,000 | 7,100,000       |

#### XI. MATTERS RELATED TO CERTIFICATION OF COMPLIANCES AND DISCLOSURES

\* A. Whether the company has made compliances and disclosures in respect of applicable provisions of the Companies Act, 2013 during the year ☒ Yes ☐ No

B. If No, give reasons/observations

#### XII. PENALTY AND PUNISHMENT - DETAILS THEREOF

(A) DETAILS OF PENALTIES / PUNISHMENT IMPOSED ON COMPANY/DIRECTORS /OFFICERS ☒ Nil

| Name of the company/ directors/ officers | Name of the court/ concerned Authority | Date of Order | Name of the Act and section under which penalised / punished | Details of penalty/ punishment | Details of appeal (if any) including present status |
|--|--|---------------|--|--------------------------------|---|
|  |  |               |  |                                |   |

(B) DETAILS OF COMPOUNDING OF OFFENCES ☒ Nil

| Name of the company/ directors/ officers | Name of the court/ concerned Authority | Date of Order | Name of the Act and section under which offence committed | Particulars of offence | Amount of compounding (in Rupees) |
|--|--|---------------|---|------------------------|-----------------------------------|
|  |  |               |   |                        |                                   |

#### XIII. Whether complete list of shareholders, debenture holders has been enclosed as an attachment

☐ Yes ☒ No

(In case of 'No', submit the details separately through the method specified in instruction kit)

#### XIV. COMPLIANCE OF SUB-SECTION (2) OF SECTION 92, IN CASE OF LISTED COMPANIES

In case of a listed company or a company having paid up share capital of Ten Crore rupees or more or turnover of Fifty Crore rupees or more, details of company secretary in whole time practice certifying the annual return in Form MGT-8.

Name

Whether associate or fellow

☐ Associate ☐ Fellow

Certificate of practice number

**I/We certify that:**

(a) The return states the facts, as they stood on the date of the closure of the financial year aforesaid correctly and adequately.

(b) Unless otherwise expressly stated to the contrary elsewhere in this Return, the Company has complied with all the provisions of the Act during the financial year.

**Declaration**

I am Authorised by the Board of Directors of the company vide resolution no. ..

10

dated

15/01/2016

(DD/MM/YYYY) to sign this form and declare that all the requirements of the Companies Act, 2013 and the rules made thereunder in respect of the subject matter of this form and matters incidental thereto have been complied with. I further declare that:

1. Whatever is stated in this form and in the attachments thereto is true, correct and complete and no information material to the subject matter of this form has been suppressed or concealed and is as per the original records maintained by the company.
2. All the required attachments have been completely and legibly attached to this form.

**Note: Attention is also drawn to the provisions of Section 447, section 448 and 449 of the Companies Act, 2013 which provide for punishment for fraud, punishment for false statement and punishment for false evidence respectively.**

**To be digitally signed by**

Director

DIN of the director

**To be digitally signed by**

☐ Company Secretary

☐ Company secretary in practice

Membership number

Certificate of practice number



**Attachments**

1. List of share holders, debenture holders
2. Approval letter for extension of AGM;
3. Copy of MGT-8;
4. Optional Attachment(s), if any

**Attach****Attach****Attach****Attach****List of attachments****Remove attachment**

Modify

Check Form

Prescrutiny

Submit

---

**This eForm has been taken on file maintained by the Registrar of Companies through electronic mode and on the basis of statement of correctness given by the company**

**NETWORK18 MEDIA & INVESTMENTS LIMITED**  
**GIST OF ANNEXURES ATTACHED TO MGT-7**  
**FINANCIAL YEAR 2024-25**

| <b>Sr. No.</b> | <b>Particulars</b>  | <b>Annexure No.</b> | <b>Page Nos.</b> |
|----------------|---|---------------------|------------------|
| 1.             | Field II – Principal Business Activities of the Company   | Annexure 1          | 2                |
| 2.             | Field III – Particulars of Holding, Subsidiary and Associate Companies (Including Joint Ventures)   | Annexure 2          | 3                |
| 3.             | Field V – Turnover and net worth of the Company (as defined in the Companies Act, 2013)   | Annexure 3          | 4                |
| 4.             | Field VI(a) and Field VII – Shareholding Pattern – Promoter and Promoter Group  | Annexure 4          | 5                |
| 5.             | Field VI(b)(6) – Shareholding Pattern – Public / Other than Promoters; and<br>Field VI(b)(10) – Shareholding Pattern – Public / Other than Promoters - Others | Annexure 5          | 6                |
| 6.             | Field VI(c) - Details of Foreign Institutional Investors' (FIIs) and Foreign Portfolio Investors (FPIs) holding shares of the Company                         | Annexure 6          | 7-15             |
| 7.             | Field IX - Meetings of Members/Class of Members/Board/Committees of the Board of Directors<br>C - Committee Meetings  | Annexure 7          | 16-17            |
| 8.             | Field X – Remuneration of Directors and Key Managerial Personnel  | Annexure 8          | 18               |
| 9.             | Designated Person under Rule 9 of Companies (Management and Administration) Rules, 2014   | Annexure 9          | 19               |

**II. PRINCIPAL BUSINESS ACTIVITIES OF THE COMPANY**

in Form MGT-7 there are separate Business Activity Codes for Broadcasting Business (J4) and Digital Media Business (J7). We are selecting J8 (Other information & communication service activities) for the same.

Details for field II are as reproduced below:

Number of Business Activity: 2

| S.No | Main Activity group code | Description of Main Activity group | Business Activity Code | Description of Business Activity                              | % turnover of the company |
|------|--------------------------|------------------------------------|------------------------|---|---------------------------|
| 1    | J                        | Information and communication      | J8                     | Other information & communication service activities          | 99.9                      |
| 2    | J                        | Information and communication      | J1                     | Publishing of Newspapers, Books, periodicals, etc. activities | 0.1                       |

**III. PARTICULARS OF HOLDING, SUBSIDIARY AND ASSOCIATE COMPANIES  
(INCLUDING JOINT VENTURES)**

1. In the subsidiary appearing at point number 4 (of Field No III), the Company's holding is more than 50% of the total voting rights.
2. The percentage of shares held represents aggregate % of shares held by the Company and/or its subsidiaries.

**Annexure -3**

**V. TURNOVER AND NET WORTH OF THE COMPANY (AS DEFINED IN THE COMPANIES ACT, 2013)**

**(i) Turnover**

Turnover of Rs.2206,87,29,379/- includes Goods and Service Tax of Rs. 310,66,19,752/-.

**(ii) Calculation of Net worth as on March 31, 2025**

| <b>Particulars</b>                       | <b>Amount in Rupees</b> |
|--|-------------------------|
| Aggregate Value of paid up share capital | 771,00,00,090           |
| Add: Reserves & Surplus                  | 43,53,48,54,084         |
| Less: Accumulated Loss                   | -                       |
| <b>Total</b>                             | <b>51,24,48,54,174</b>  |

Note: In calculation of Net worth, Capital Reserve, Capital Reserve on Amalgamation and other comprehensive income, is not included.

**Annexure -4**

**Field VI(a) and VII - SHAREHOLDING PATTERN – PROMOTER AND PROMOTER GROUP**

| Sr. No. | Name of Shareholders   | Promoter / Promoter Group | Shareholding                 |                      |   |
|---------|--|---------------------------|------------------------------|----------------------|---|
|         |  |                           | Number of Equity Shares held | % age of shares held | % of Shares Pledged / encumbered to total shares* |
| 1       | RB Mediasoft Private Limited   | Promoter                  | 142706016                    | 9.25                 | -   |
| 2       | RB Media Holdings Private Limited  | Promoter                  | 133586826                    | 8.66                 | -   |
| 3       | Adventure Marketing Private Limited  | Promoter                  | 133586527                    | 8.66                 | -   |
| 4       | Colorful Media Private Limited   | Promoter                  | 133586527                    | 8.66                 | -   |
| 5       | Watermark Infratech Private Limited  | Promoter                  | 133586527                    | 8.66                 | -   |
| 6       | RRB Mediasoft Private Limited  | Promoter                  | 108516496                    | 7.04                 | -   |
| 7       | Independent Media Trust (Held in the name of its trustee Sanchar Content Private Limited) <sup>#</sup> | Promoter                  | 22791937                     | 1.48                 | -   |
| 8       | Reliance Industries Limited <sup>\$</sup>  | Promoter                  | -                            | -                    | -   |
| 9       | RB Holdings Private Limited <sup>\$</sup>  | Promoter                  | -                            | -                    | -   |
| 10      | Siddhant Commercials Private Limited   | Promoter Group            | 68897903                     | 4.47                 | -   |
| 11      | Reliance Industrial Investments and Holdings Limited <sup>\$</sup>                                     | Promoter Group            | -                            | -                    | -   |
|         | <b>Total</b>   |                           | <b>877258759</b>             | <b>56.89</b>         |   |

<sup>#</sup> Through the Trustee for the sole beneficiary Reliance Industries Limited.

<sup>\$</sup> These entities are part of the Promoter / Promoter Group as per disclosures received under the SEBI (Substantial Acquisition of Shares and Takeovers) Regulations, 2011. However, they are not holding any shares in the Company.

\* The term "encumbrance" has the same meaning as assigned to it in Regulation 28(3) of the SEBI (Substantial Acquisition of Shares and Takeovers) Regulations, 2011.

**Annexure -5**

**VI(b)(6) SHAREHOLDING PATTERN - PUBLIC/OTHER THAN PROMOTERS –FOREIGN INSTITUTIONAL INVESTORS**

Category “Foreign Institutional Investors” includes shares held by institutions under the category “Foreign Portfolio Investors”.

**VI(b)(10) SHAREHOLDING PATTERN – PUBLIC/OTHER THAN PROMOTERS – OTHERS**

| S. No.       | Category   | Equity             |               | Preference |               |
|--------------|--|--------------------|---------------|------------|---------------|
|              |  | No. Shares         | of Percentage | No. Shares | of Percentage |
| 1.           | Overseas Corporate Bodies                                | 2,670              | 0.00          | 0          | 0.00          |
| 2.           | Clearing Member  | 3,652              | 0.00          | 0          | 0.00          |
| 3.           | Unclaimed Shares Suspense Account*                       | 46,428             | 0.00          | 0          | 0.00          |
| 4.           | Trusts   | 1,23,91,810        | 0.80          | 0          | 0.00          |
| 5.           | Investor Education and Protection Fund (IEPF) Authority* | 68,372             | 0.00          | 0          | 0.00          |
| 6.           | Alternate Investment Funds                               | 609                | 0.00          | 0          | 0.00          |
| 7.           | Network18 Trust – PhyS (TV18 & E18)                      | 6,89,588           | 0.04          | 0          | 0.00          |
| 8.           | Unclaimed Securities-Suspense Escrow Account             | 9,762              | 0.00          | 0          | 0.00          |
| <b>Total</b> |  | <b>1,32,12,891</b> | <b>0.86</b>   | <b>0</b>   | <b>0</b>      |

\* Voting rights on the following shares shall remain frozen till the rightful owners claim the shares:

- 68,372 equity shares held by IEPF Authority pursuant to Section 126(4) of the Companies Act, 2013,
- 46428 equity shares held in the Unclaimed Suspense Account under Regulation 39 of SEBI (Listing Obligations and Disclosure Requirements) Regulations, 2015.

**Annexure -6**

**Field VI (c) - Details of Foreign Institutional Investors (FIIs) (Details of Foreign Portfolio Investors (FPIs) holding shares of the Company have been provided in this table)**

|                       |          |           |
|-----------------------|----------|-----------|
| <b>Number of FPIs</b> | <b>:</b> | <b>79</b> |
|-----------------------|----------|-----------|

| <b>Sr. No.</b> | <b>Name of the FPI</b>  | <b>Address</b>   | <b>Date of Incorporation</b> | <b>Country of Incorporation</b> | <b>Number of shares held</b> | <b>% of shares held</b> |
|----------------|---|--|------------------------------|---------------------------------|------------------------------|-------------------------|
| 1              | GOVERNMENT PENSION FUND GLOBAL  | CITIBANK N.A. CUSTODY SERVICES FIFC- 9TH FLOOR, G BLOCK PLOT C-54 AND C-55, BKC BANDRA - EAST, MUMBAI 400098             |                              | NORWAY                          | 57021326                     | 3.70                    |
| 2              | VANGUARD TOTAL INTERNATIONAL STOCK INDEX FUND   | JP Morgan Chase Bank N.A, INDIA SUB CUSTODY 9th Floor, Tower A Block 9, NKP, Western Express Highway, Goregaon E. 400063 |                              | UNITED STATES OF AMERICA        | 9381511                      | 0.61                    |
| 3              | VANGUARD EMERGING MARKETS STOCK INDEX FUND, A SERIES OF VANGUARD INTERNATIONAL EQUITY INDEX FUNDS | JP Morgan Chase Bank N.A, INDIA SUB CUSTODY 9th Floor, Tower A Block 9, NKP, Western Express Highway, Goregaon E. 400063 |                              | UNITED STATES OF AMERICA        | 8333299                      | 0.54                    |
| 4              | VANGUARD FIDUCIARY TRUST COMPANY INSTITUTIONAL TOTAL INTERNATIONAL STOCK MARKET INDEX TRUST II    | JP Morgan Chase Bank N.A, INDIA SUB CUSTODY 9th Floor, Tower A Block 9, NKP, Western Express Highway, Goregaon E. 400063 |                              | UNITED STATES OF AMERICA        | 4772763                      | 0.31                    |
| 5              | ISHARES CORE MSCI EMERGING MARKETS ETF  | CITIBANK N.A. CUSTODY SERVICES FIFC- 9TH FLOOR, G BLOCK PLOT C-54 AND C-55, BKC BANDRA - EAST, MUMBAI 400098             |                              | UNITED STATES OF AMERICA        | 4226557                      | 0.27                    |
| 6              | ABU DHABI INVESTMENT AUTHORITY - MONSOON  | JP Morgan Chase Bank N.A, INDIA SUB CUSTODY 9th Floor, Tower A Block 9, NKP, Western Express Highway, Goregaon E. 400063 | -                            | UNITED ARAB EMIRATES            | 2542600                      | 0.16                    |
| 7              | EMERGING MARKETS SMALL CAPITALIZATION EQUITY INDEX NON-LENDABLE FUND                              | JP Morgan Chase Bank N.A, INDIA SUB CUSTODY 9th Floor, Tower A Block 9, NKP, Western Express Highway, Goregaon E. 400063 | -                            | UNITED STATES OF AMERICA        | 2268972                      | 0.15                    |



|    |  |  |   |                          |         |      |
|----|--|--|---|--------------------------|---------|------|
| 8  | VANGUARD FTSE ALL-WORLD EX-US SMALL-CAP INDEX FUND                         | STANDARD CHARTERED BANK SECURITIES SERVICES, 3RD FLOOR 23-25 MAHATMA GANDHI ROAD FORT, MUMBAI 400001                     | - | UNITED STATES OF AMERICA | 2250717 | 0.15 |
| 9  | STATE STREET GLOBAL SMALL CAP EQUITY EX-U.S. INDEX NON-LENDING SERIES FUND | HSBC SECURITIES SERVICES 11TH FLOOR BLDG 3 NESCO IT PARK NESCO COMPLEX W E HIGHWAY GOREGAON EAST MUMBAI 400063           | - | UNITED STATES OF AMERICA | 1344433 | 0.09 |
| 10 | THRIFT SAVINGS PLAN  | JP Morgan Chase Bank N.A, India Sub Custody 9th Floor, Tower A Block 9, NKP, Western Express Highway, Goregaon E. 400063 | - | UNITED STATES OF AMERICA | 1320241 | 0.09 |
| 11 | ISHARES MSCI INDIA SMALL-CAP ETF   | CITIBANK N.A. CUSTODY SERVICES FIFC- 9TH FLOOR, G BLOCK PLOT C-54 AND C-55, BKC BANDRA - EAST, MUMBAI 400098             | - | UNITED STATES OF AMERICA | 1229876 | 0.08 |
| 12 | QUADRATURE CAPITAL VECTOR SP LIMITED                                       | JP Morgan Chase Bank N.A, India Sub Custody 9th Floor, Tower A Block 9, NKP, Western Express Highway, Goregaon E. 400063 | - | CAYMAN ISLANDS           | 1180170 | 0.08 |
| 13 | EMERGING MARKETS SMALL CAPITALIZATION EQUITY INDEX FUND                    | JP Morgan Chase Bank N.A, INDIA SUB CUSTODY 9th Floor, Tower A Block 9, NKP, Western Express Highway, Goregaon E. 400063 | - | UNITED STATES OF AMERICA | 1029274 | 0.07 |
| 14 | SOMERVILLE TRADING ENTERPRISES, LLC  | JPMorgan Chase Bank, N.A. India Sub Custody 9th Floor, Tower A Block 9, NKP Western Express Highway, Goregaon E. 400063  | - | UNITED STATES OF AMERICA | 996426  | 0.06 |
| 15 | MORGAN STANLEY ASIA (SINGAPORE) PTE. - ODI                                 | CITIBANK N.A. CUSTODY SERVICES FIFC- 9TH FLOOR, G BLOCK PLOT C-54 AND C-55, BKC BANDRA - EAST, MUMBAI 400098             | - | SINGAPORE                | 992992  | 0.06 |
| 16 | ISHARES CORE MSCI EM IMI UCITS ETF   | DEUTSCHE BANK AG, DB HOUSE HAZARIMAL SOMANI MARG, P.O.BOX NO. 1142, FORT MUMBAI 400001                                   | - | IRELAND                  | 942906  | 0.06 |

|    |   |  |   |                          |        |      |
|----|---|--|---|--------------------------|--------|------|
| 17 | SPDR PORTFOLIO EMERGING MARKETS ETF   | HSBC SECURITIES SERVICES 11TH FLOOR BLDG 3 NESCO IT PARK NESCO COMPLEX W E HIGHWAY GOREGAON EAST MUMBAI 400063           | - | UNITED STATES OF AMERICA | 692922 | 0.04 |
| 18 | VANGUARD FIDUCIARY TRUST COMPANY INSTITUTIONAL TOTAL INTERNATIONAL STOCK MARKET INDEX TRUST | JP Morgan Chase Bank N.A, INDIA SUB CUSTODY 9th Floor, Tower A Block 9, NKP, Western Express Highway, Goregaon E. 400063 | - | UNITED STATES OF AMERICA | 664152 | 0.04 |
| 19 | VANGUARD TOTAL WORLD STOCK INDEX FUND   | DEUTSCHE BANK AG DB HOUSE, HAZARIMAL SOMANI MARG POST BOX NO. 1142, FORT MUMBAI 400001                                   | - | UNITED STATES OF AMERICA | 605316 | 0.04 |
| 20 | COLLEGE RETIREMENT EQUITIES FUND - STOCK ACCOUNT  | DEUTSCHE BANK AG DB HOUSE, HAZARIMAL SOMANI MARG POST BOX NO. 1142, FORT MUMBAI 400001                                   | - | UNITED STATES OF AMERICA | 577190 | 0.04 |
| 21 | NORTHERN TRUST COLLECTIVE EMERGING MARKETS SMALL CAP INDEX FUND- NON LENDING                | CITIBANK N.A. CUSTODY SERVICES FIFC- 9TH FLOOR, G BLOCK PLOT C-54 AND C-55, BKC BANDRA - EAST, MUMBAI 400098             | - | UNITED STATES OF AMERICA | 415163 | 0.03 |
| 22 | THE REGENTS OF THE UNIVERSITY OF CALIFORNIA - STATE STREET GLOBAL ADVISORS                  | DEUTSCHE BANK AG, DB HOUSE HAZARIMAL SOMANI MARG, P.O.BOX NO. 1142, FORT MUMBAI 400001                                   | - | UNITED STATES OF AMERICA | 377926 | 0.02 |
| 23 | SPDR S&P EMERGING MARKETS SMALL CAP ETF   | HSBC SECURITIES SERVICES 11TH FLOOR BLDG 3 NESCO IT PARK NESCO COMPLEX W E HIGHWAY GOREGAON EAST MUMBAI 400063           | - | UNITED STATES OF AMERICA | 323747 | 0.02 |
| 24 | CALIFORNIA STATE TEACHERS RETIREMENT SYSTEM - NORTHERN TRUST INVESTMENTS, INC.              | HSBC SECURITIES SERVICES 11TH FLOOR, BLDG 3, NESCO - IT PARK NESCO COMPLEX, W.E. HIGHWAY GOREGAON (EAST), MUMBAI 400063  | - | UNITED STATES OF AMERICA | 256370 | 0.02 |
| 25 | AMERICAN CENTURY ETF TRUST-AVANTIS EMERGING MARKETS EQUITY ETF                              | DEUTSCHE BANK AG, DB HOUSE, HAZARIMAL SOMANI MARG, P.O.BOX NO. 1142, FORT MUMBAI 400001                                  | - | UNITED STATES OF AMERICA | 245329 | 0.02 |

|    |   |  |   |                          |        |      |
|----|---|--|---|--------------------------|--------|------|
| 26 | TEACHER RETIREMENT SYSTEM OF TEXAS - SELF MANAGED 34  | HSBC SECURITIES SERVICES 11TH FLOOR, BLDG 3, NESCO - IT PARK NESCO COMPLEX, W.E. HIGHWAY GOREGAON (EAST), MUMBAI 400063  | - | UNITED STATES OF AMERICA | 222174 | 0.01 |
| 27 | PUBLIC EMPLOYEES RETIREMENT SYSTEM OF OHIO  | HSBC SECURITIES SERVICES 11TH FLOOR, BLDG 3, NESCO - IT PARK NESCO COMPLEX, W.E. HIGHWAY GOREGAON (EAST), MUMBAI 400063  | - | UNITED STATES OF AMERICA | 219964 | 0.01 |
| 28 | TSP CUSTOM EMERGING MARKETS SECURITIES LENDING FUND   | HSBC SECURITIES SERVICES 11TH FLOOR, BLDG 3, NESCO - IT PARK NESCO COMPLEX, W.E. HIGHWAY GOREGAON (EAST), MUMBAI 400063  | - | UNITED STATES OF AMERICA | 219083 | 0.01 |
| 29 | STATE STREET GLOBAL ALL CAP EQUITY EX-US INDEX PORTFOLIO  | DEUTSCHE BANK AG, DB HOUSE HAZARIMAL SOMANI MARG, P.O.BOX NO. 1142, FORT MUMBAI 400001                                   | - | UNITED STATES OF AMERICA | 187787 | 0.01 |
| 30 | UNITED NATIONS FOR AND ON BEHALF OF THE UNITED NATIONS JOINT STAFF PENSION FUND                 | CITIBANK N.A. CUSTODY SERVICES FIFC- 9TH FLOOR, G BLOCK PLOT C-54 AND C-55, BKC BANDRA - EAST, MUMBAI 400098             | - | UNITED STATES OF AMERICA | 187556 | 0.01 |
| 31 | EMERGING MARKETS TARGETED VALUE FUND OF THE DIMENSIONAL FUNDS II PUBLIC LIMITED COMPANY         | DEUTSCHE BANK AG, DB HOUSE HAZARIMAL SOMANI MARG, P.O.BOX NO. 1142, FORT MUMBAI 400001                                   | - | IRELAND                  | 168974 | 0.01 |
| 32 | STATE STREET MSCI EMERGING MARKETS SMALL CAP INDEX SECURITIES LENDING FUND                      | HSBC SECURITIES SERVICES 11TH FLOOR BLDG 3 NESCO IT PARK NESCO COMPLEX W E HIGHWAY GOREGAON EAST MUMBAI 400063           | - | UNITED STATES OF AMERICA | 163981 | 0.01 |
| 33 | CITADEL SECURITIES SINGAPORE PTE. LIMITED   | JP Morgan Chase Bank N.A, India Sub Custody 9th Floor, Tower A Block 9, NKP, Western Express Highway, Goregaon E. 400063 | - | SINGAPORE                | 151221 | 0.01 |
| 34 | SSGA SPDR ETFS EUROPE I PUBLIC LIMITED COMPANY - SPDR MSCI EMERGING MARKETS SMALL CAP UCITS ETF | DEUTSCHE BANK AG, DB HOUSE HAZARIMAL SOMANI MARG, P.O.BOX NO. 1142, FORT MUMBAI 400001                                   | - | IRELAND                  | 145417 | 0.01 |

|    |  |  |   |                          |        |      |
|----|--|--|---|--------------------------|--------|------|
| 35 | STATE STREET MSCI EMERGING MARKETS SMALL CAP INDEX NON-LENDING COMMON TRUST FUND         | HSBC SECURITIES SERVICES 11TH FLOOR BLDG 3 NESCO IT PARK NESCO COMPLEX W E HIGHWAY GOREGAON EAST MUMBAI 400063           | - | UNITED STATES OF AMERICA | 144292 | 0.01 |
| 36 | ISHARES MSCI EM SMALL CAP UCITS ETF  | CITIBANK N.A. CUSTODY SERVICES FIFC- 9TH FLOOR, G BLOCK PLOT C-54 AND C-55, BKC BANDRA - EAST, MUMBAI 400098             | - | IRELAND                  | 140706 | 0.01 |
| 37 | LEGAL & GENERAL EMERGING MARKETS EX CHINA SMALL CAP COLLECTIVE INVESTMENT TRUST FUND     | CITIBANK N.A. CUSTODY SERVICES FIFC- 9TH FLOOR, G BLOCK PLOT C-54 AND C-55, BKC BANDRA - EAST, MUMBAI 400098             | - | UNITED STATES OF AMERICA | 131275 | 0.01 |
| 38 | ISHARES IV PUBLIC LIMITED COMPANY- ISHARES MSCI EM IMI ESG SCREENED UCITS ETF            | CITIBANK N.A. CUSTODY SERVICES FIFC- 9TH FLOOR, G BLOCK PLOT C-54 AND C-55, BKC BANDRA - EAST, MUMBAI 400098             | - | IRELAND                  | 118728 | 0.01 |
| 39 | MERCER QIF FUND PLC- MERCER INVESTMENT FUND 1  | CITIBANK N.A. CUSTODY SERVICES FIFC- 9TH FLOOR, G BLOCK PLOT C-54 AND C-55, BKC BANDRA - EAST, MUMBAI 400098             | - | IRELAND                  | 117425 | 0.01 |
| 40 | VANGUARD ESG INTERNATIONAL STOCK ETF   | JP Morgan Chase Bank N.A, INDIA SUB CUSTODY 9th Floor, Tower A Block 9, NKP, Western Express Highway, Goregaon E. 400063 | - | UNITED STATES OF AMERICA | 112065 | 0.01 |
| 41 | SOCIETE GENERALE - ODI   | SBI-SG GLOBAL SECURITIES SERVICES PL JEEVAN SEVA EXTENSION BUILDING GROUND FLOOR S V ROAD SANTACRUZ WEST MUMBAI 400054   | - | FRANCE                   | 84373  | 0.01 |
| 42 | EMERGING MARKETS SMALL CAPITALIZATION EQUITY INDEX FUND B                                | JP Morgan Chase Bank N.A, INDIA SUB CUSTODY 9th Floor, Tower A Block 9, NKP, Western Express Highway, Goregaon E. 400063 | - | UNITED STATES OF AMERICA | 82788  | 0.01 |
| 43 | VANGUARD INVESTMENT SERIES PLC - VANGUARD ESG EMERGING MARKETS ALL CAP EQUITY INDEX FUND | HSBC SECURITIES SERVICES 11TH FLOOR BLDG 3 NESCO IT PARK NESCO COMPLEX W E HIGHWAY GOREGAON EAST MUMBAI 400063           | - | IRELAND                  | 82656  | 0.01 |

|    |   |   |   |                          |       |      |
|----|---|---|---|--------------------------|-------|------|
| 44 | WULAR INDIA FUND  | Kotak Mahindra Bank Ltd A wing, 5th floor, Intellion Square Infinity IT Park Gen AK Vaidya Marg, Malad E, Mumbai 400097 | - | MAURITIUS                | 80269 | 0.01 |
| 45 | ISHARES CORE MSCI EMERGING MARKETS IMI INDEX ETF                              | CITIBANK N.A. CUSTODY SERVICES FIFC- 9TH FLOOR, G BLOCK PLOT C-54 AND C-55, BKC BANDRA - EAST, MUMBAI 400098            | - | CANADA                   | 77768 | 0.01 |
| 46 | MKT CAPITAL LP  | Kotak Mahindra Bank Ltd A wing, 5th floor, Intellion Square Infinity IT Park Gen AK Vaidya Marg, Malad E, Mumbai 400097 | - | UNITED STATES OF AMERICA | 76162 | 0.00 |
| 47 | 3 SIGMA GLOBAL FUND   | ICICI BANK LTD SMS DEPT 1ST FLOOR EMPIRE COMPLEX 414 S B MARG LOWER PAREL MUMBAI MAHARASHTRA 400013                     | - | MAURITIUS                | 73837 | 0.00 |
| 48 | SSGA SPDR ETFS EUROPE I PUBLIC LIMITED COMPANY - SPDR MSCI ACWI IMI UCITS ETF | 78, SIR JOHN ROGERSON'S QUAY DUBLIN 2, IRELAND 0  | - | IRELAND                  | 60063 | 0.00 |
| 49 | RED BAY LTD   | DEUTSCHE BANK AG DB HOUSE, HAZARIMAL SOMANI MARG POST BOX NO. 1142, FORT MUMBAI 400001                                  | - | MAURITIUS                | 49121 | 0.00 |
| 50 | AMERICAN CENTURY ETF TRUST - AVANTIS EMERGING MARKETS EQUITY FUND             | DEUTSCHE BANK AG, DB HOUSE, HAZARIMAL SOMANI MARG, P.O.BOX NO. 1142, FORT MUMBAI 400001                                 | - | UNITED STATES OF AMERICA | 48250 | 0.00 |
| 51 | EMERGING MARKETS SUSTAINABILITY CORE EQUITY FUND OF DIMENSIONAL FUNDS PLC     | CITIBANK N.A. CUSTODY SERVICES FIFC- 9TH FLOOR, G BLOCK PLOT C-54 AND C-55, BKC BANDRA - EAST, MUMBAI 400098            | - | IRELAND                  | 47574 | 0.00 |
| 52 | HSBC ETFS PLC - HSBC S&P INDIA TECH UCITS ETF                                 | HSBC SECURITIES SERVICES 11TH FLOOR, BLDG 3, NESCO - IT PARK NESCO COMPLEX, W.E. HIGHWAY GOREGAON (EAST), MUMBAI 400063 | - | IRELAND                  | 45242 | 0.00 |

|    |   |   |   |                                |       |      |
|----|---|---|---|--------------------------------|-------|------|
| 53 | EMERGING MARKETS EX CHINA<br>CORE EQUITY PORTFOLIO OF<br>DFA INVESTMENT DIMENSIONS<br>GROUP INC.              | CITIBANK N.A.<br>CUSTODY SERVICES<br>FIFC- 9TH FLOOR, G<br>BLOCK PLOT C-54<br>AND C-55, BKC<br>BANDRA - EAST,<br>MUMBAI 400098      | - | UNITED<br>STATES OF<br>AMERICA | 44858 | 0.00 |
| 54 | EMERGING MARKETS SOCIAL<br>CORE EQUITY PORTFOLIO OF<br>DFA INVESTMENT DIMENSIONS<br>GROUP INC.                | CITIBANK N.A.<br>CUSTODY SERVICES<br>FIFC- 9TH FLOOR, G<br>BLOCK PLOT C-54<br>AND C-55, BKC<br>BANDRA - EAST,<br>MUMBAI 400098      | - | UNITED<br>STATES OF<br>AMERICA | 42666 | 0.00 |
| 55 | FUNDPARTNER SOLUTIONS<br>(SUISSE) SA- TURICUM - AKTIEN<br>- UND<br>IMMOBILIENWERTSCHRIFTEN                    | HSBC SECURITIES<br>SERVICES 11TH<br>FLOOR BLDG 3<br>NESCO IT PARK<br>NESCO COMPLEX W<br>E HIGHWAY<br>GOREGAON EAST<br>MUMBAI 400063 | - | SWITZERLAND                    | 40093 | 0.00 |
| 56 | SPARTAN GROUP TRUST FOR<br>EMPLOYEE BENEFIT PLANS<br>SPARTAN TOTAL<br>INTERNATIONAL INDEX POOL                | CITIBANK N.A.<br>CUSTODY SERVICES<br>FIFC- 9TH FLOOR, G<br>BLOCK PLOT C-54<br>AND C-55, BKC<br>BANDRA - EAST,<br>MUMBAI 400098      | - | UNITED<br>STATES OF<br>AMERICA | 35896 | 0.00 |
| 57 | DIMENSIONAL FUNDS PLC -<br>MULTI-FACTOR EQUITY FUND   | DEUTSCHE BANK<br>AG, DB HOUSE<br>HAZARIMAL SOMANI<br>MARG, P.O.BOX NO.<br>1142, FORT MUMBAI<br>400001                               | - | IRELAND                        | 35413 | 0.00 |
| 58 | DFA AUSTRALIA LIMITED AS<br>RESPONSIBLE ENTITY FOR<br>DIMENSIONAL EMERGING<br>MARKETS SUSTAINABILITY<br>TRUST | CITIBANK N.A.<br>CUSTODY SERVICES<br>FIFC- 9TH FLOOR, G<br>BLOCK PLOT C-54<br>AND C-55, BKC<br>BANDRA - EAST,<br>MUMBAI 400098      | - | AUSTRALIA                      | 34585 | 0.00 |
| 59 | AVIATOR EMERGING MARKET<br>FUND   | ICICI BANK LTD SMS<br>DEPT 1ST FLOOR<br>EMPIRE COMPLEX<br>414 S B MARG<br>LOWER PAREL<br>MUMBAI<br>MAHARASHTRA<br>400013            | - | MAURITIUS                      | 21627 | 0.00 |
| 60 | DFA INTERNATIONAL CORE<br>EQUITY FUND   | STANDARD<br>CHARTERED BANK<br>SECURITIES<br>SERVICES, 3RD<br>FLOOR 23-25<br>MAHATMA GANDHI<br>ROAD FORT,<br>MUMBAI 400001           | - | CANADA                         | 17076 | 0.00 |
| 61 | EMERGING MARKETS CORE<br>EQUITY FUND OF DIMENSIONAL<br>FUNDS ICVC   | DEUTSCHE BANK<br>AG, DB HOUSE<br>HAZARIMAL SOMANI<br>MARG, P.O.BOX NO.<br>1142, FORT MUMBAI<br>400001                               | - | UNITED<br>KINGDOM              | 16189 | 0.00 |

|    |  |  |   |                          |       |      |
|----|--|--|---|--------------------------|-------|------|
| 62 | SPDR PORTFOLIO MSCI GLOBAL STOCK MARKET ETF  | HSBC SECURITIES SERVICES 11TH FLOOR BLDG 3 NESCO IT PARK NESCO COMPLEX W E HIGHWAY GOREGAON EAST MUMBAI 400063           | - | UNITED STATES OF AMERICA | 16126 | 0.00 |
| 63 | BOFA SECURITIES EUROPE SA - ODI  | CITIBANK N.A. CUSTODY SERVICES FIFC- 9TH FLOOR, G BLOCK PLOT C-54 AND C-55, BKC BANDRA - EAST, MUMBAI 400098             | - | FRANCE                   | 15741 | 0.00 |
| 64 | INTERNATIONAL MONETARY FUND  | CITIBANK N.A. CUSTODY SERVICES FIFC- 9TH FLOOR, G BLOCK PLOT C-54 AND C-55, BKC BANDRA - EAST, MUMBAI 400098             | - | UNITED STATES OF AMERICA | 12848 | 0.00 |
| 65 | EMERGING MARKETS SUSTAINABILITY CORE 1 PORTFOLIO                                       | CITIBANK N.A. CUSTODY SERVICES FIFC- 9TH FLOOR, G BLOCK PLOT C-54 AND C-55, BKC BANDRA - EAST, MUMBAI 400098             | - | UNITED STATES OF AMERICA | 11796 | 0.00 |
| 66 | WORLD ALLOCATION 60/40 FUND OF DIMENSIONAL FUNDS PLC                                   | CITIBANK N.A. CUSTODY SERVICES FIFC- 9TH FLOOR, G BLOCK PLOT C-54 AND C-55, BKC BANDRA - EAST, MUMBAI 400098             | - | IRELAND                  | 11338 | 0.00 |
| 67 | DIMENSIONAL EMERGING MARKETS SUSTAINABILITY CORE 1 ETF OF DIMENSIONAL ETF TRUST        | CITIBANK N.A. CUSTODY SERVICES FIFC- 9TH FLOOR, G BLOCK PLOT C-54 AND C-55, BKC BANDRA - EAST, MUMBAI 400098             | - | UNITED STATES OF AMERICA | 11213 | 0.00 |
| 68 | NORTHERN TRUST COMMON ALL COUNTRY WORLD EX-US INVESTABLE MARKET INDEX FUND-NON LENDING | CITIBANK N.A. CUSTODY SERVICES FIFC- 9TH FLOOR, G BLOCK PLOT C-54 AND C-55, BKC BANDRA - EAST, MUMBAI 400098             | - | UNITED STATES OF AMERICA | 10451 | 0.00 |
| 69 | FLEXSHARES MORNINGSTAR EMERGING MARKETS FACTOR TILT INDEX FUND                         | JP Morgan Chase Bank N.A, INDIA SUB CUSTODY 9th Floor, Tower A Block 9, NKP, Western Express Highway, Goregaon E. 400063 | - | UNITED STATES OF AMERICA | 9120  | 0.00 |
| 70 | NEXUS GLOBAL OPPORTUNITIES FUND  | SBI SG GLOBAL SECURITIES SERVICES PL JEEVAN SEVA ANNEXE BUILDING GR FLOOR, S V ROAD SANTACRUZ WEST, MUMBAI 400054        | - | MAURITIUS                | 8720  | 0.00 |

|    |  |  |   |                          |                  |             |
|----|--|--|---|--------------------------|------------------|-------------|
| 71 | DIMENSIONAL EMERGING MARKETS EX CHINA CORE EQUITY ETF OF DIMENSIONAL ETF TRUST | CITIBANK N.A. CUSTODY SERVICES FIFC- 9TH FLOOR, G BLOCK PLOT C-54 AND C-55, BKC BANDRA - EAST, MUMBAI 400098             | - | UNITED STATES OF AMERICA | 6267             | 0.00        |
| 72 | AMERICAN CENTURY ETF TRUST-AVANTIS RESPONSIBLE EMERGING MARKETS EQUITY ETF     | DEUTSCHE BANK AG, DB HOUSE HAZARIMAL SOMANI MARG, P.O.BOX NO. 1142, FORT MUMBAI 400001                                   | - | UNITED STATES OF AMERICA | 5100             | 0.00        |
| 73 | AMERICAN CENTURY ETF TRUST-AVANTIS EMERGING MARKETS SMALL CAP EQUITY ETF       | HSBC SECURITIES SERVICES 11TH FLOOR, BLDG 3, NESCO - IT PARK NESCO COMPLEX, W.E. HIGHWAY GOREGAON (EAST), MUMBAI 400063  | - | UNITED STATES OF AMERICA | 4523             | 0.00        |
| 74 | BB DYNAMICS L.L.C-FZ   | ICICI BANK LTD 1ST FLOOR EMPIRE COMPLEX 414 S B MARG LOWER PAREL MUMBAI MAHARASHTRA 400013                               | - | UNITED ARAB EMIRATES     | 4461             | 0.00        |
| 75 | VANGUARD FUNDS PLC - VANGUARD ESG EMERGING MARKETS ALL CAP UCITS ETF           | HSBC SECURITIES SERVICES 11TH FLOOR, BLDG 3, NESCO - IT PARK NESCO COMPLEX, W.E. HIGHWAY GOREGAON (EAST), MUMBAI 400063  | - | IRELAND                  | 2897             | 0.00        |
| 76 | COPTHALL MAURITIUS INVESTMENT LIMITED - ODI ACCOUNT                            | JP Morgan Chase Bank N.A, INDIA SUB CUSTODY 9th Floor, Tower A Block 9, NKP, Western Express Highway, Goregaon E. 400063 | - | MAURITIUS                | 475              | 0.00        |
| 77 | AMERICAN CENTURY ETF TRUST - AVANTIS EMERGING MARKETS EX-CHINA EQUITY ETF      | DEUTSCHE BANK AG, DB HOUSE HAZARIMAL SOMANI MARG, P.O.BOX NO. 1142, FORT MUMBAI 400001                                   | - | UNITED STATES OF AMERICA | 305              | 0.00        |
| 78 | BNP PARIBAS FINANCIAL MARKETS - ODI  | BNP PARIBAS HOUSE 1 NORTH AVENUE, MAKER MAXITY BANDRA KURLA COMPLEX, BANDRA EAST MUMBAI 400051                           | - | FRANCE                   | 163              | 0.00        |
| 79 | CITIGROUP GLOBAL MARKETS MAURITIUS PRIVATE LIMITED - ODI                       | CITIBANK N.A. CUSTODY SERVICES FIFC- 9TH FLOOR, G BLOCK PLOT C-54 AND C-55, BKC BANDRA - EAST, MUMBAI 400098             | - | MAURITIUS                | 8                | 0.00        |
|    | <b>TOTAL</b>   |  |   |                          | <b>107650884</b> | <b>6.98</b> |



## IX MEETINGS OF MEMBERS/CLASS OF MEMBERS/BOARD/COMMITTEES OF THE BOARD OF DIRECTORS

### A. MEMBERS/CLASS /REQUISITIONED/NCLT/COURT CONVENED MEETINGS

| Type of Meeting                              | Date of Meeting | Total Number of Members entitled to attend meeting | Attendance                 |                         |
|--|-----------------|--|----------------------------|-------------------------|
|  |                 |  | Number of members attended | % of total shareholding |
| NCLT convened Meeting of Equity Shareholders | 10/07/2024      | 156773   | 137                        | 75.01*                  |
| NCLT convened Meeting of Unsecured Creditors | 10/07/2024      | 554  | 19                         | 36.40**                 |
| Annual General Meeting                       | 19/12/2024      | 611388   | 132                        | 56.91***                |

\* % calculated on total shareholding as on the cut-off date, i.e., July 3, 2024.

\*\* % calculated on total outstanding amount as on the cut-off date, i.e., June 30, 2024.

\*\*\*% calculated on total shareholding as on the cut-off date, i.e., December 12, 2024.

### C. COMMITTEE MEETINGS

Number of Meetings held: 14

| Type of Meeting: Audit Committee |                 |   |                            |                 |
|----------------------------------|-----------------|---|----------------------------|-----------------|
| S. No.                           | Date of Meeting | Total Number of members as on the date of the meeting | Attendance                 |                 |
|                                  |                 |   | Number of members attended | % of attendance |
| 1.                               | 18/04/2024      | 4   | 4                          | 100             |
| 2.                               | 04/07/2024      | 4   | 3                          | 75              |
| 3.                               | 16/07/2024      | 3   | 3                          | 100             |
| 4.                               | 12/10/2024      | 3   | 3                          | 100             |
| 5.                               | 14/01/2025      | 3   | 3                          | 100             |

| Type of Meeting: Nomination and Remuneration Committee |                 |   |                            |                 |
|--|-----------------|---|----------------------------|-----------------|
| S. No.   | Date of Meeting | Total Number of members as on the date of the meeting | Attendance                 |                 |
|  |                 |   | Number of members attended | % of attendance |
| 1.   | 18/04/2024      | 3   | 3                          | 100             |
| 2.   | 04/07/2024      | 3   | 3                          | 100             |
| 3.   | 12/10/2024      | 3   | 3                          | 100             |
| 4.   | 26/11/2024      | 3   | 2                          | 66.67           |

| Type of Meeting: Stakeholders' Relationship Committee |                 |   |                            |                 |
|---|-----------------|---|----------------------------|-----------------|
| S. No.  | Date of Meeting | Total Number of members as on the date of the meeting | Attendance                 |                 |
|   |                 |   | Number of members attended | % of attendance |
| 1.  | 18/04/2024      | 3   | 3                          | 100             |

| Type of Meeting: Corporate Social Responsibility Committee |                 |   |                            |                 |
|--|-----------------|---|----------------------------|-----------------|
| S. No.   | Date of Meeting | Total Number of members as on the date of the meeting | Attendance                 |                 |
|  |                 |   | Number of members attended | % of attendance |
| 1.   | 18/04/2024      | 3   | 3                          | 100             |
| 2.   | 12/10/2024      | 3   | 3                          | 100             |

| Type of Meeting: Risk Management Committee* |                 |   |                            |                 |
|---|-----------------|---|----------------------------|-----------------|
| S. No.                                      | Date of Meeting | Total Number of members as on the date of the meeting | Attendance                 |                 |
|   |                 |   | Number of members attended | % of attendance |
| 1.  | 01/10/2024      | 4   | 4                          | 100             |
| 2.  | 28/03/2025      | 4   | 4                          | 100             |

\* The Risk Management Committee comprises Board members and Executives.

#### D. Attendance of Directors

| S No | Name of the Director  | Board Meetings   |                             |                 | Committee Meetings                                       |                             |                 | Whether attended AGM Held on (Y/N/NA) |
|------|-----------------------|--|-----------------------------|-----------------|--|-----------------------------|-----------------|---------------------------------------|
|      |                       | Number of meetings which director was entitled to attend | Number of meetings attended | % of attendance | Number of meetings which director was entitled to attend | Number of meetings attended | % of attendance |                                       |
| 1    | Bhama Krishnamurthy * | 2  | 1                           | 50              | 2  | 1                           | 50              | NA                                    |
| 2    | Dhruv Subodh Kaji**   | 5  | 5                           | 100             | 11   | 11                          | 100             | NA                                    |

\* Ms. Bhama Krishnamurthy ceased to be a Director of the Company w.e.f. July 04, 2024.

\*\* Mr. Dhruv Subodh Kaji ceased to be a Director of the Company w.e.f. November 26, 2024.

**X REMUNERATION OF DIRECTORS AND KEY MANAGERIAL PERSONNEL**

## 1. Details of Remuneration of Managing Director

(Amount in Rupees)

| Name            | Designation       | Gross Salary | Commission | Stock option/<br>Sweat Equity | Others   | Total Amount |
|-----------------|-------------------|--------------|------------|-------------------------------|----------|--------------|
| Mr. Rahul Joshi | Managing Director | 0            | 0          | 0                             | 0        | 0            |
| <b>Total</b>    |                   | <b>0</b>     | <b>0</b>   | <b>0</b>                      | <b>0</b> | <b>0</b>     |

## 2. Details of Remuneration of CFO and Company Secretary

(Amount in Rupees)

| Name                    | Designation       | Gross Salary | Commission | Stock option/<br>Sweat Equity | Others   | Total Amount |
|-------------------------|-------------------|--------------|------------|-------------------------------|----------|--------------|
| Mr. Ramesh Kumar Damani | CFO               | 0            | 0          | 0                             | 0        | 0            |
| Ms. Shweta Gupta        | Company Secretary | 0            | 0          | 0                             | 0        | 0            |
| <b>Total</b>            |                   | <b>0</b>     | <b>0</b>   | <b>0</b>                      | <b>0</b> | <b>0</b>     |

## 3. Details of Remuneration of Directors

(Amount in Rupees)

| Sr. No. | Name                | Designation            | Gross Salary | Commission | Stock option/<br>Sweat Equity | Others*          | Total Amount     |
|---------|---------------------|------------------------|--------------|------------|-------------------------------|------------------|------------------|
| 1       | Adil Zainulbhai     | Non-Executive Director | -            | -          | -                             | 21,00,000        | 21,00,000        |
| 2       | Renuka Ramnath      | Independent Director   | -            | -          | -                             | 8,00,000         | 8,00,000         |
| 3       | P.M.S. Prasad       | Non-Executive Director | -            | -          | -                             | 12,00,000        | 12,00,000        |
| 4       | Jyoti Deshpande     | Non-Executive Director |              |            |                               | 6,00,000         | 6,00,000         |
| 5       | Shuva Mandal        | Independent Director   | -            | -          | -                             | 4,00,000         | 4,00,000         |
| 6       | Dhruv Subodh Kaji   | Independent Director   | -            | -          | -                             | 17,00,000        | 17,00,000        |
| 7       | Bhama Krishnamurthy | Independent Director   | -            | -          | -                             | 3,00,000         | 3,00,000         |
|         | <b>Total</b>        |                        | <b>-</b>     | <b>-</b>   | <b>-</b>                      | <b>71,00,000</b> | <b>71,00,000</b> |

\*Denotes sitting fees paid to the Directors of the Company for attending the meetings of the Board, its Committees and meeting of Independent Directors.

**Designated Person under Rule 9 of Companies (Management and Administration) Rules, 2014**

The Board of Directors of the Company, in terms of sub-rule 4 of Rule 9 of the Companies (Management and Administration) Rules, 2014, appointed Ms. Shweta Gupta, Company Secretary and Compliance Officer of the Company, as the Designated Person for the purpose of furnishing and extending co-operation for providing, information to the Registrar of Companies or any such other officer authorised by the Ministry of Corporate Affairs with respect to beneficial interest in shares of the Company.